



Analytics for Lilie



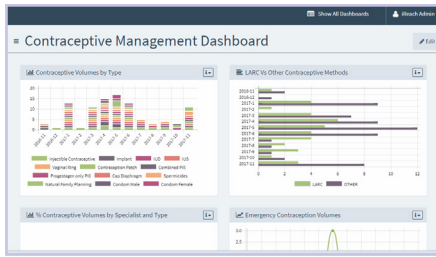
Graphical data and analytics for Sexual Health Services management

Analytics for Lilie is a powerful data management tool that can automatically receive and process information from your Lilie database.

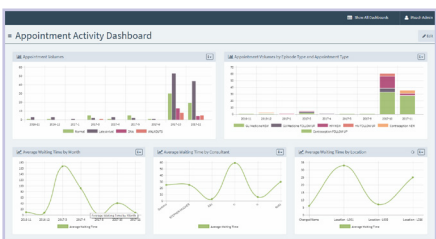
The solution allows any authorised user, whether they are technical or not, instant access to a set of dashboards which allow you to explore your data in greater depth. Analytics for Lilie transforms the valuable data created during your working day and converts them into meaningful dashboards with trend analysis, giving you the insight you need to make effective changes.

The solution gives you the business intelligence needed to analyse appointment activity, explore attendance and diagnosis by patient demographics, monitor tests and results, inspect contraceptive activities and study HIV patients' journeys without the hours it takes to correlate the data.

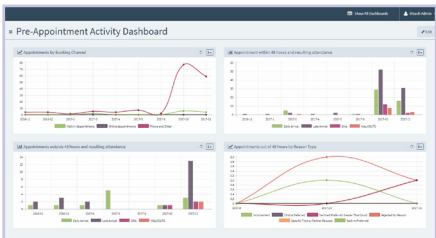
The end result is an up-to-date, highly visual interface which presents your data accurately and consistently, for use by the executive team and information analysts who would like to get significant additional value from their Lilie database.



The **Contraceptive Management Dashboard** provides an overview of activity in relation to contraception treatments and makes use of data prepared for SRHAD submissions to illustrate trends in use of contraceptive types.



The **Appointment Activity Dashboard** provides visibility on activity related to appointments, attendances as well as waiting and consultation times.



The **Pre-Appointment Activity Dashboard** provides visibility on the methods used by patients to book appointments as well as the clinic's performance in line with the GUMAMM standard (patients offered appointments within 48 hours of contacting the service).

Consolidate, analyse and optimise with Analytics for Lillie

- » Gives the management team a bird's eye view of the clinic's overall performance.
- » Manipulate huge volumes of data and gain insights from your database.
- » Identify growth areas, monitor the demand on your service, measure contraceptive demand and determine areas for improvement plus much more.
- » Presents a more accurate and informed hypothesis for anticipating your future requirements with historical trends mapping recurring and current service usage patterns.
- » Comprehensive dashboards gives you the agility and flexibility to make alterations to your day to day activities to increase your efficiency.
- » With trend analysis, you will be able to forecast busy periods allowing you to plan resources accordingly.
- » Graphical and tabular based reports which are instant and easily understood by all members of the team.
- » Improved accuracy of Sexual Health data and reporting.
- » Automated charts which removes human involvement.
- » Data is easily accessed without the need of any IT support.

